


Measure Up

for Private Schools

NAEP News for the Private School Community



In This Edition

What's Happening in the World of NAEP for Private Schools?

Thank You to NAEP 2019 Participating Private Schools!

The NAEP 2020 Assessments

The NAEP Long-Term Trend Assessments and Private Schools

New NAEP Data Tool for Private Schools

NAEP Long-Term Trend Mathematics Results for Private Schools

NAEP Long-Term Trend Reading Results for Private Schools

Spring/Summer 2019



Stock image is for illustrative purposes only.

Thank You to NAEP 2019 Participating Private Schools!

Thank you to all private schools that participated in the NAEP 2019 assessment. NAEP 2019 included assessments in mathematics, reading, and science at grades 4, 8, and 12. It was an exciting year for the NAEP program. In 2019, the transition from paper and pencil to digitally based assessments continued with science at all three grades, and with mathematics and reading at grade 12.

Private schools account for about 25 percent of all schools in the nation and educate about 9 percent of the nation's students. Without the participation of private schools, NAEP would not be able to accurately report how the nation's students are performing in important subjects. Stay tuned for release plans for the NAEP 2019 assessments and more information about the NAEP 2020 assessments in future editions of *Measure Up for Private Schools*.

What's Happening in the World of NAEP for Private Schools?

Spring/Summer 2019

- Results from the National Assessment of Educational Progress (NAEP) 2018 technology and engineering literacy (TEL) assessment will be released on April 30, 2019.
- The NAEP 2019 mathematics, reading, and science assessments will be scored in scoring centers across the country.
- Private schools selected for NAEP 2020 will be notified. The NAEP 2020 program will include administration of the long-term trend assessment in mathematics and reading, and will begin in the fall of 2019. More information about the NAEP 2020 long-term trend assessments can be found on page 2 of this edition of *Measure Up for Private Schools*.

Fall 2019

- NAEP representatives will help private schools selected for NAEP 2020 prepare for the assessment.
- Private school students selected for the 13-year-old long-term trend assessment will take assessments between October 14 and December 20, 2019.
- Results from the NAEP 2019 mathematics and reading assessments at grades 4 and 8 are expected to be released.

Winter 2020

- Private school students selected for the 9-year-old long-term trend assessment will take assessments between January 6 and March 13, 2020.

Spring 2020

- Private school students selected for the 17-year-old long-term trend assessment will take assessments between March 16 and May 22, 2020.



For more information about NAEP, visit:
<http://nces.ed.gov/nationsreportcard>

Find us on:



The NAEP 2020 Assessments

From October 2019 through May 2020, NAEP field staff will administer the long-term trend assessments in mathematics and reading in public and private schools across the country. Long-term trend results can be linked to NAEP assessments first administered in the early 1970s, measuring progress over a span of nearly 50 years. The age samples for long-term trend assessments are 9-, 13-, and 17-year-olds. The assessment window for each age group is as follows:

- Age 13: October 14, 2019 - December 20, 2019
- Age 9: January 6, 2020 - March 13, 2020
- Age 17: March 16, 2020 - May 22, 2020

Selected students will participate in paper-based mathematics or reading assessments. Each student will be assessed in only one subject. NAEP representatives will bring all materials and equipment to the school on assessment day. Students will spend up to 90 minutes completing the assessment. This includes transition time, directions, and completion of a student questionnaire. The questionnaire provides valuable information about students' educational experiences and opportunities to learn both inside and outside of the classroom. There will be no school or teacher questionnaires for the long-term trend assessment.

The NAEP Long-Term Trend Assessments and Private Schools

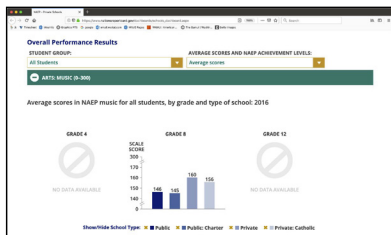
Since the 1970s, NAEP has monitored student performance in mathematics and reading through long-term trend assessments. These assessments measure students' educational progress over long time periods to look for and monitor trends in performance. Results from the long-term trend assessments are based on nationally representative samples of 9-, 13-, and 17-year-olds in public and private schools. Unlike the main NAEP assessments, which develop assessment instruments that reflect current educational content and assessment methodology, measuring trends in student achievement over time requires that long-term trend assessments remain consistent.

Several different breakdowns of private school results are available, depending on the year and the rate of school participation. Historically, students in private schools generally perform higher on average than students in public schools in mathematics and reading at all three age groups. In most years, results for private schools are available; however, in some years, not enough private schools participated in the assessments, and results cannot be reported. Performance results are not available for private schools for the following ages and years because school participation rates did not meet the 70 percent criteria: age 9 in 2004 and 2012; age 13 in 2004 and 2012; and age 17 in 2004, 2008, and 2012.

For more information about NAEP long-term trend, visit <http://nces.ed.gov/nationsreportcard/ltr>.

To explore more results from the NAEP long-term trend assessments, visit the NAEP Data Explorer at <https://www.nationsreportcard.gov/ndecore/xplore/ltr>.

New NAEP Data Tool for Private Schools



Earlier this spring, a new public, private, and charter schools dashboard was released on the NCES private school website.

Visit https://www.nationsreportcard.gov/dashboards/schools_dashboard.aspx to:

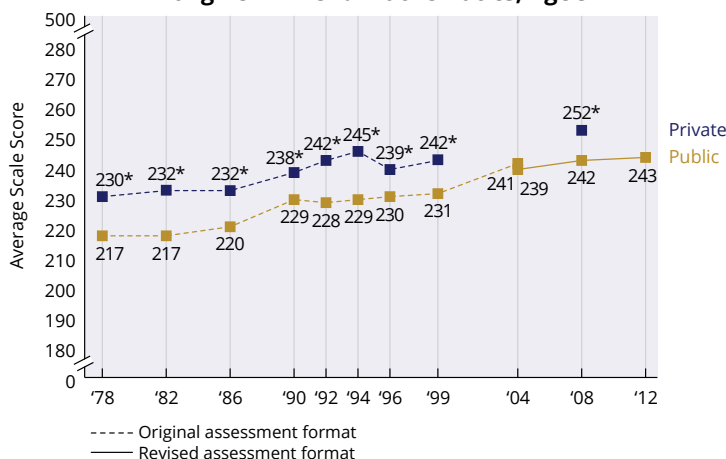
- Explore the latest national results in all the NAEP subjects for students attending public, charter (a subset of public), private, and Catholic (a subset of private) schools;
- Explore the percentage of different student groups by the type of school they attend; and
- See how students' educational experiences vary by school types.

NAEP Long-Term Trend Mathematics Results for Private Schools

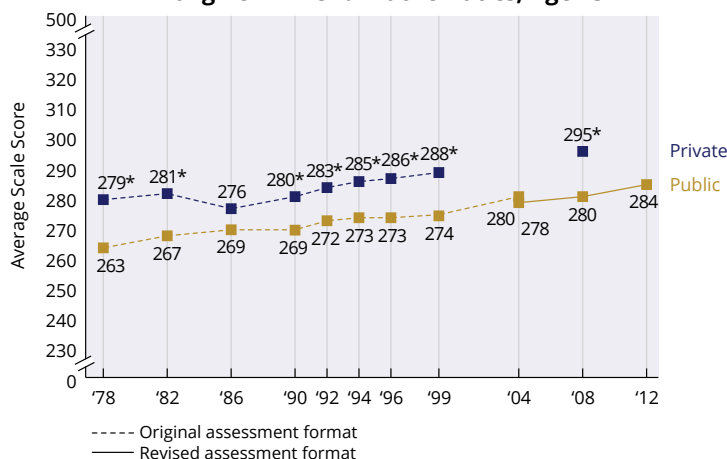
The NAEP long-term trend mathematics assessment was designed to measure students' knowledge of basic facts, knowledge of basic measurement formulas as applied in geometric settings, ability to carry out computations using paper and pencil, and ability to apply mathematics to daily living skills such as those related to time and money. The assessment has a computational focus and contains a range of multiple-choice and constructed-response questions. It covers the following topics: numbers and numeration; measurement; shape, size, and position; probability and statistics; and variables and relationships. The mathematics long-term trend assessments contains questions designed to measure performance on sets of objectives developed by nationally representative panels of mathematics specialists, educators, and other interested parties.

Students in private schools generally performed higher on average than students in public schools in mathematics at all three age groups. There were no significant differences in the performance of 13-year-old students in mathematics in 1986 and 17-year-old students in 1986, 1990, or 1996.

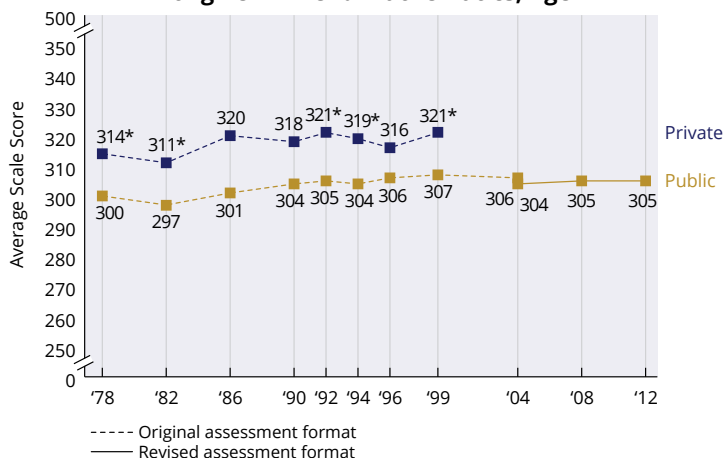
NAEP Long-Term Trend Mathematics, Age 9



NAEP Long-Term Trend Mathematics, Age 13



NAEP Long-Term Trend Mathematics, Age 17



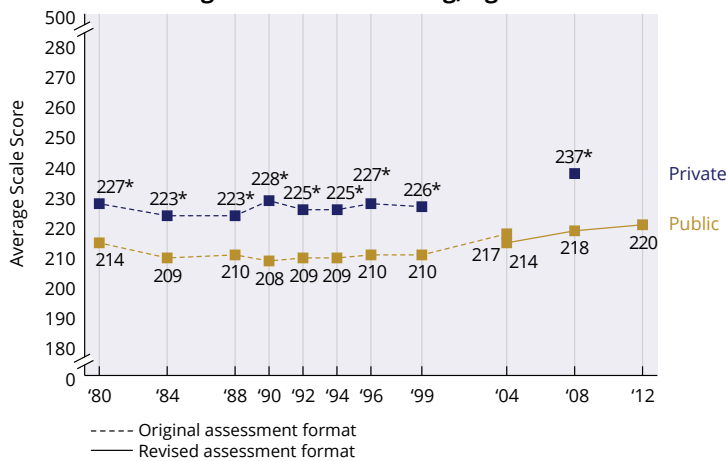
*Significantly different ($p < .05$) from public schools in the same year.
 NOTE: NAEP scale scores in long-term trend mathematics and reading range from 0 to 500.
 SOURCE: U.S. Department of Education, Institute of Education Sciences, National Center for Education Statistics, National Assessment of Educational Progress (NAEP), various years, 1978-2012 Long-Term Trend Mathematics Assessments.

NAEP Long-Term Trend Reading Results for Private Schools

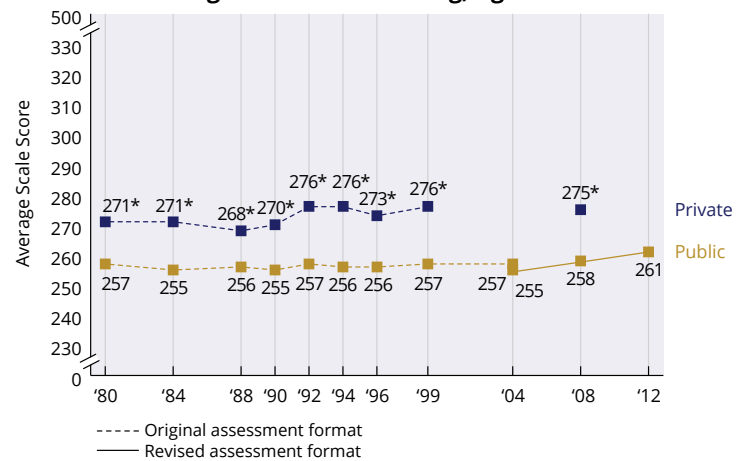
The NAEP long-term trend reading assessment was designed to measure students' ability to locate specific information, make inferences based on information in two or more parts of a passage, and identify the main idea in a passage. The assessment requires students to read and answer questions based on a variety of materials, including informational passages, literary texts, and documents. The selections include brief stories, passages from textbooks, and other age-appropriate reading material. Students' comprehension of these materials is assessed with both multiple-choice and constructed-response questions. The set of reading passages and questions included in the long-term trend assessments most closely reflect the objectives developed for that assessment. These objectives, which have been kept essentially the same since 1984, were developed by nationally representative panels of reading specialists, educators, and other interested parties.

Students in private schools generally performed higher on average than students in public schools in reading at all three age groups. There were no significant differences in the performance of 17-year-old students in 1996.

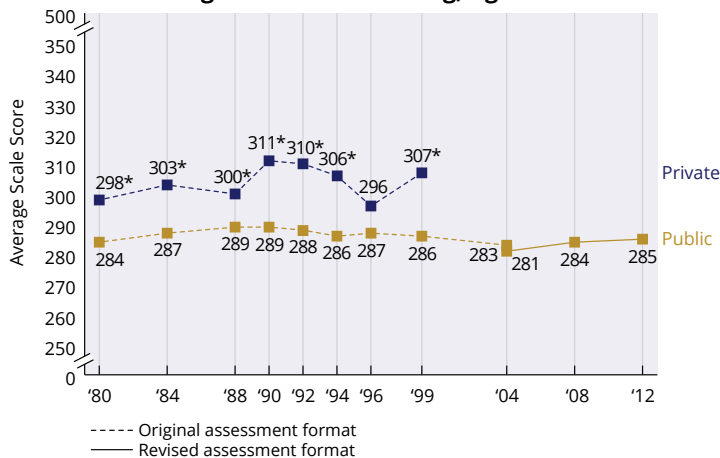
NAEP Long-Term Trend Reading, Age 9



NAEP Long-Term Trend Reading, Age 13



NAEP Long-Term Trend Reading, Age 17



*Significantly different ($p < .05$) from public schools in the same year.
 NOTE: NAEP scale scores in long-term trend mathematics and reading range from 0 to 500.
 SOURCE: U.S. Department of Education, Institute of Education Sciences, National Center for Education Statistics, National Assessment of Educational Progress (NAEP), various years, 1980-2012 Long-Term Trend Reading Assessments.

To learn more about private school participation in NAEP, visit <http://nces.ed.gov/nationsreportcard/about/nonpublicschools.aspx>.
 Did your private school participate in NAEP? Would you like to tell us about your experience?
 Send us an email at MeasureUpforPrivateSchools@westat.com